



TEXCHINE, INC.

Carts & Trucks Catalog 2009-2010

Utility Carts

Bulk Carts

Flatwork Carts

Shelf / Convertable
Carts

Hospital Carts

- Biohazard
- HIPAA
- Linen

Housekeeping
Carts



10 Manufacturers

Over 250 Models

Carts for All
Applications

Custom Carts
Available



TEXCHINE, INC.

P.O. Box 188
207 Beaufort Street
Chapin, SC 29036
Ph. (800) 768-8205
Fx. (803) 345-1409



Your Single Source for Carts and Trucks



Dear Customer,

Welcome to the Texchine Inc. Carts and Trucks catalog for 2008. We have organized the contents of this catalog by category to make your Carts Purchase become an easy task.

The number of cart products and applications is too large to include each within this catalog; however, if you do not see what you are looking for, please call us at **800-768-8205** and we will be glad to help you obtain the cart product that you are seeking. Many of the manufacturers represented in this catalog offer **custom units**. So if you require carts to be built to your exact specifications, we can get it done.

In addition to the various carts and trucks displayed throughout this catalog, Texchine Inc. is a major distributor for all types of industrial laundry equipment. Below are the categories of equipment which we sell, install, and service.

Small Washer Extractors
Large Washer Extractors
Small Dryers
Large Dryers
Flatwork Finishing Equipment

18-175 lbs. capacity
240-700 lbs. capacity
25-190 lbs. capacity
200-600 lbs. capacity
Spreader Feeders, Ironers, Folders,
Small Piece Folders

Continuous Batch Washing-
Equipment

Tunnel Washers, Shuttle Conveyors
Batch Dryers, Extraction Presses

Overhead Monorail Systems
Miscellaneous Laundry Equipment

Soiled and Clean Systems - Custom
Scales, Slings, Conveyors, Tying Machines,
Lint Collectors, Dry-Cleaning Machines, Presses
Hot Water Systems

Texchine Inc. also has a full-line parts department that can help you with replacement of your laundry equipment parts. We look forward to hearing from you, please do not hesitate to call with any questions you have.

Sincerely,

Michelle McAlister

Michelle McAlister
Marketing Coordinator



Wire Frame Laundry Carts.....4



Canvas / Vinyl Utility Carts5-8



Polyethylene Utility Carts.....9-11



Fiberglass Utility Carts.....12-13



Flatwork Carts / Extractor Carts...14-16



Garment and Sling Carts.....17-18



Tilt Trucks.....19



Basket Scale Carts.....20



Poly Bulk Trucks.....21-25



Fiberglass Bulk Trucks.....26



**Convertible Shelf Trucks
(Poly and Fiberglass).....27-32**



Electric Cart Pullers.....33



Slings/Bags/Nets/Cart Covers.....34



**Fiberglass HIPAA and
General Waste Carts.....35**



**Biohazard / Regulated Medical
Waste Carts.....36-40**



Wire Frame Linen Carts.....41



Hospital Linen Trucks.....42-48



Housekeeping/Maids Carts.....49-50

Fax Order Form.....51

Terms and Conditions.....52

R&B Wire Products—Garment Racks



R&B Model 100E Standard Laundry Cart

The Standard of the industry. Used by the majority of America's coin laundries and also on-premise laundries. Built for years of service.

Features:

Heavy Duty Basket plated in bright chrome or copolymer coating (see colors below) with thick air cushion bumper

Round Tubular Base, all welded 7/8" steel construction with durable, bright chrome plating or DuraGuard coating (see colors below). Complete with 4" mega casters

LEAD TIME: 2-3 Weeks

Item #	Model #	Length Outside	Width Outside	Depth	Height W/Caster	Caster Size
A004	100 E	27	22.5	11	26.75	4
B004	100E58	27	22.5	11	65.5	4
C004	100E91	27	22.5	11	65.5	4



100E58



100E



100E91

Available Finishes

All bases and racks provided with choice of:

- Ultra durable, bright chrome plating.
- Specially formulated rust and chip resistant DuraGuard coated in either beige, gray, black or silver.



Choices for E Baskets in bright chrome or durable copolymer coating.
Colors available on 100E and 350E series only.



Dandux Extra-Duty Trucks—Series 40-700

Caster Arrangements

Style 10 - 2 stationary 2 swivel - diamond
Style 20 - 4 swivel - corners
Style 40 - 4 stationary - diamond
Style 60 - 2 stationary 2 swivel - corners



Dandux “Extra-Duty” trucks are found in laundries, dry-cleaning facilities, textile mills, garment plants, hotels, motels, hospitals, and many other commercial buildings.

Casters are available in hard or soft rubber with thread guards. The frame for the extra-duty truck is made of high tensile, electro-welded spring steel. The bottom is plated steel bolted to kiln-dried hardwood runners and caster boards.

LEAD TIME: 5-7 Days

Item #	Bushel Size	Weight	Length Outside	Width Outside	Depth	Depth w/caster	Caster Size
A005	6	30	31	21	22	26.25	2.5
B005	8	35	35	23	24.5	28.75	2.5
C005	10	40	37	25	26.5	30.5	2.5
D005	12	45	37	27	29	33.75	3
E005	14	55	41	29	29	33.75	3
F005	16	60	41	29	31.5	36.5	3
G005	18	60	43	31	31.5	36.5	3
H005	20	65	49	33	31.5	36.5	3
I005	24	80	55	35	31.5	37.5	4
OPTIONS							
Item #	DESCRIPTION						
J005	Larger Casters						
K005	Plywood Springlift				6-16 Bushel		
L005	Plywood Springlift				18-24 Bushel		
M005	Glosstex Springlift				6-16 Bushel		
N005	Glosstex Springlift				18-24 Bushel		
O005	Sanitary Cap						

The fabric liner is your choice of heavy duty white canvas or bright yellow Glosstex. Glosstex is available in red, green, blue, gray or white; however, a minimum of 6 carts must be ordered to get Glosstex in a color other than yellow.

When ordering please specify canvas or Glosstex material and caster arrangement.

All platform lifts include canvas covered springs

Steele Canvas - Canvas and Vinyl Utility Trucks



STEELE CANVAS BASKET CORP.



Canvas Liner

Steele Canvas utility trucks are available in 6-24 Bushel capacities and your choice of canvas or *Steeletex* liners. Standard Color for *Steeletex* liner is gray.



Steeletex Liner

LEAD TIME: 1 WEEK

Item	Bushel Size	Length Inside	Width Inside	Depth Inside	Caster Size
A006	6	30	20	20.5	2.5
B006	7	30	20	24	2.5
C006	8	34	22	23	2.5
D006	10	36	24	25	2.5
E006	12	36	26	27.5	3
F006	14	40	28	27.5	3
G006	16	40	28	30	3
H006	18	42	30	30	3
I006	20	44	32	33	3
J006	24	54	34	30	4

Steele Canvas - Canvas and Vinyl Utility Trucks (Removable Style)

LEAD TIME: 1 WEEK



Removable Liner Style

Item	Bushel Size	Length Inside	Width Inside	Depth Inside	Caster Size
K006	6	30	20	20.5	2.5
L006	8	34	22	23	2.5
M006	10	36	24	25	2.5
N006	12	36	26	27.5	3
O006	14	40	28	27.5	3
P006	16	40	28	30	3
Q006	18	42	30	30	3
R006	20	44	32	33	3
S006	24	54	34	30	4
OPTIONS					
Item #	DESCRIPTION				
T006	Upgrade to Galvanized Wire Frame (K006-S006)				



STEELE CANVAS BASKET CORP.

Steele Canvas - Truck Options



Steele Canvas Spring Lifts

- Let a Spring Lift solve your ergonomic problems
- Eliminate excess bending
- Automatically lower the contents while loading
- Slowly raises the contents as the load is lessened
- Made with steel frame and heavy vinyl cover
- Easy to install, they just drop into your cart



Available Caster Arrangements



All Swivel Mount (4 corners)



Diamond Mount 2 swivel / 2 rigid

Spring Platform Options

Item #	Bushel Size	No. of Springs
G007	6	4
H007	8	4
I007	10	4
J007	12	4
K007	14	6
L007	16	6
M007	18	6
N007	20	6
O007	24	8

Caster Upgrade Options

Item #	Bushel Size	Std Caster	Avail. Caster Size
A007	6-10 Bu.	2.5	3"
B007	6-10 Bu.	2.5	4"
C007	6-10 Bu.	2.5	5"
D007	12-20 Bu.	3	4"
E007	12-20 Bu.	3	5"
F007	24 Bu.	4	5"

Steeletex Liner Color Options / Canvas in White only





R&B Wire Products—Wire Framed Linen Carts



R&B UPS/Fedex-able Bushel Trucks

This truck ships UPS/Fedex and assembles in minutes! Saves big \$\$\$ in truck freight charges. A terrific new creative design concept developed specifically for our customers. If you like the sturdiness and dependability of a sewn-in type liner and want to avoid the associated high truck freight, take a look at this! A collapsible bushel truck which ships for much lower freight cost, but which becomes the workhorse you expect. Still with a fantastic heavy duty steel tubular base and long lasting durable vinyl/nylon fire retardant laminate liner material. Available with two 3-1/2 / 3" wheels, diamond caster pattern or the optional 3" all swivel caster pattern. Choose from yellow, dark blue, or gray.

LEAD TIME: 2-3 WEEKS

Item	Model #	Bushel Size	Length Outside	Width Outside	Depth	Caster Size
A008	406	6	30.25	20.25	21	3
B008	408	8	34	21.75	22.5	3
C008	410	10	36	24	24.5	3
D008	412	12	36.25	26.5	25.5	3
E008	414	14	40.25	28.75	27	3
F008	416	16	39.75	28.25	30.5	3
G008	418	18	42.25	30.25	30.5	3
H008	420	20	48	32.25	30	3
OPTIONS						
Item #		DESCRIPTION				
I008		Spring Platform / 6 - 12 Bushel				
J008		Spring Platform / 14 - 16 Bushel				
K008		Spring Platform / 18 - 20 Bushel				
L008		Elastic Soft Cover				



Lifts have zinc plated steel frame covered with durable yellow vinyl/nylon laminate platform.

Optional covers are durable, flame retardant, vinyl/nylon laminate and utilize an elastic shock cord for snug fit and easy access. Choose from yellow, dark blue, gray, or white.



Meese Utility Truck Model 39



Caster Arrangements

- A - All swivel on 4 corners
- B - 2 swivel 2 fixed 4 corners
- C - 2 fixed on sides / 2 swivel on ends
- C- (diamond pattern)



Meese Model 39 nesting utility truck features a galvanized steel pan base and roll rim.

Standard casters are 3" rubber.

16 Standard Colors available.

Standard wall thickness is .225. Optional .300 wall thickness is available (see options below).



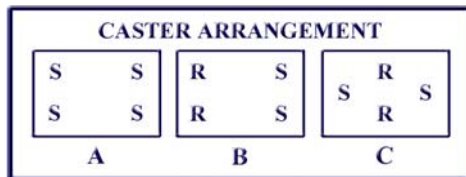
LEAD TIME: 3-4 Weeks

Item	Model #	Cubic Feet	Bushel	Length Outside	Width Outside	Depth	Height w/Caster	Caster Size
A009	39-6	7	7	32	23	21	25	3
B009	39-8	10	8	36	24.5	23.5	27.5	3
C009	39-10	12	10	38.5	27	25	29	3
D009	39-12	15	12	38.5	29	28	32	3
E009	39-14	17	14	42	30	28	32	3
F009	39-16	20	16	43	31	30	34	3
G009	39-18	22	18	44.5	32.5	30	34	3
H009	39-20	24	20	49.5	33	30	34	3

Optional: .300 Nominal Wall Thickness
Spring Platform Lift



Diversified Plastics—Economical Utility Carts



Diversified Plastics Utility Carts are constructed of heavy-duty polyethylene. The frame is constructed of heavy-duty steel and the carts have a wood base.

Colors: Cadet Blue, Royal Blue, Powder Blue, Forest Green, Jade Green, Olive Green, Tan, Yellow, Orange, Brown, Red, Natural, Others available

LEAD TIME: 2-3 Weeks

Item	Model #	Cubic Feet	Length Inside	Width Inside	Depth Inside	Height w/Caster	Caster Size
A010	7008	8	33	21	24	29	3
B010	7009	7	29	20	21	27	3
C010	7010	10	35	23	25	32	4
D010	7012	13	35	24	28	34	4
E010	7014	17	39	27	25	32	4
F010	7016	18	45	27	27	34	5
G010	7018	21	40	30	30.5	36	5
H010	7020	23	45.75	30	28	35	5

Optional: Stenciled Letters and Numbers
Drain Holes
Spring Platform Lifts
Standard or Hinged Lids

Rotonics Poly Bushel Utility Carts



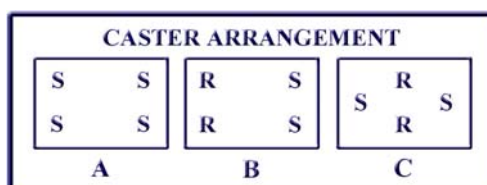
Rotonics Poly Bushel carts are constructed of polyethylene and have a nominal wall thickness of .225. The Rotobase is included on Models 1422-2022.



LEAD TIME: 2 Weeks

Item	Model #	Cubic Feet	Weight	Length Outside	Width Outside	Depth Outside	Height w/Caster	Caster Size
A011	622	7.5	30	32	21	21	25	3
B011	822	10	35	35	23	23	27	3
C011	1022	12	43	38	25	25	29	3
D011	1222	15	48	38	27	28	34	5
E011	1422	17	63	42	29	28	36	5
F001	1622	20	67	42	31	30	38	5
G011	1822	20	74	45	32	30	38	5
I001	2022	25	81	50	33	30	38	5

Optional: Lids (not available on 622 & 822)



Colors: Blue, Red, Green, Gray, Re grind

Note: Re grind color above is always black. Re grind is recycled material.



Sanitrux *Fiberglass* All-Purpose Utility Carts



Red 2020	Yellow 4201	Pastel Blue 5834	Gray 1203
Orange 2921	Tan 8010	Pastel Green 4850	X

LEAD TIME: 3-4 Weeks

Item	Model #	Bushel	Weight	Length Outside	Width Outside	Height	Height w/Caster	Caster Size
A012	440-12	12	65	37	27	27.5	34	5
B012	440-14	14	82	42	30	27.5	34	5
C012	440-16	16	88	48	30	27.5	34	5
D012	440-18	18	94	54	30	27.5	34	5
E012	440-30	30	140	60	36	27.5	34	5
F012	440-40*	40	165	52	52	27.5	34	5

* Cannot be nested

Optional: Lids with Stainless Steel Hinges

Caster Arrangements

Four roller bearing casters 5" in diameter with non-marking tires. Casters are mounted with stainless steel bolts and are cadmium plated to minimize maintenance. Casters to have a minimum load capacity of 240 lbs. each.

A - Swivel casters on all four corners.

B - 2 Swivel casters on one end and 2 stationary casters on the other.

C - 2 Stationary casters centered on sides and 2 swivel casters centered on ends.



SanitruX *Fiberglass* Spring Platform Utility Carts



Spring Platform Carts reduce stooping, reaching, and lifting which decreases work injuries and increases productivity.

Occupational Safety and Health Administration authorities are giving increased attention to long-term repetitive tasks that can cause back injuries. Spring platform carts can protect your workers and reduce your claims.

Tests show that operators of automatic machinery spend nearly twice as much time feeding the bottom half of the basket as they do the top half. Spring platform carts automatically raise the load to a uniform working level which can substantially increase production. Moving books, boxes, bobbins, linen, material, or any work load is easier to manage at a comfortable level.

LEAD TIME: 3-4 Weeks

Item	Model #	Bushel	Weight	Length Outside	Width Outside	Height	Height w/caster	Caster Size
A013	2460-7	7	80	37	27	20	27	5
B013	2460-12	12	90	37	27	27.5	34	5
C013	2460-14	14	100	42	30	27.5	34	5
D013	2460-18	18	115	54	30	27.5	34	5
E013	2460-30	30	160	60	36	27.5	34	5
F013	2460-40*	40	180	52	52	27.5	34	5

* Cannot be nested

Red 2020	Yellow 4201	Pastel Blue 5834	Gray 1203
Orange 2921	Tan 8010	Pastel Green 4850	X

Meese Spring Platform "Flatwork" Truck



Meese Model 2524P "Rising Platform" truck is constructed of molded polyethylene. This truck has a full perimeter powder coated steel base and 6 - 5" casters. The four corner casters are swivel and the two middle side casters are fixed. Caster material—industrial grade rubber.



LEAD TIME: 3-4 Weeks

Item	Model #	Cubic Feet	Bushel	Length Outside	Width Outside	Depth Inside	Height w/caster	Caster Size
A014	2524P	23.5	19	66	35	24	30.5	5

Dandux "Flatwork" Truck

Dandux Model 40-752 Flatwork trucks are constructed of high tensile electro welded steel, the bottom is a plated flat steel that is bolted to kiln dried hardwood runners and caster boards. Yellow Glosstex Liner.



LEAD TIME: 5-7 Days

Item	Model #	Bushel	Length Outside	Width Outside	Depth Inside	Height w/Caster	Caster Size
B014	40-752-1	10	44	23	23	31	4
C014	40-752-2	11	50	23	23	31	4
D014	40-752-3	15	56	23	23	31	4

Replacement: Glosstex Spring Platform Lift
Plywood Spring Platform Lift

Dandux "Open-Ended Flatwork" Truck

Caster Arrangements Items B-E

Style 10 - 2 stationary 2 swivel - diamond
Style 20 - 4 swivel - corners
Style 40 - 4 stationary - diamond
Style 60 - 2 stationary 2 swivel - corners



LEAD TIME: 5-7 Days

Item	Model #	Bushel	Length Outside	Width Outside	Depth Inside	Height w/caster	Caster Size
E	40-955	28	84	26	23	30	4

Replacement: Glosstex Spring Platform Lift
Plywood Spring Platform Lift



DPI PLASTIC MOLDERS

Diversified Plastics—Flare/Bulk Trucks




Tough Polyethylene Construction with Heavy-Duty Steel Base Frame. Nesting capable—reduce shipping costs. Drain holes at no additional charge 5" diameter Casters

Colors: Cadet Blue, Royal Blue, Powder Blue, Forest Green, Jade Green, Olive Green, Tan, Yellow, Orange, Brown, Red, Natural, Others available



CASTER ARRANGEMENT



LEAD TIME: 2-3 Weeks

Item	Model #	Outside Dimension L x W x H	Capacity Cu. Ft.	Standard Caster Size
A015	7005	60.5 x 33.5 x 32	27	5
B015	7024	63 x 39.5 x 33	30	5
C015	7006	76.5 x 39 x 33	36	5



Sanitrux—Fiberglass Open-Ended Flatwork Trucks

Flatwork truck is open at both ends and comes standard with the bottom spring platform. All fiberglass construction. No laps, joints, or seams. Rib reinforcements to prevent bulging.




Caster Arrangement:

A: Swivel casters on all four corners.

B: 2 Swivel casters on one end.

2 Rigid casters on other end.



Red 2020	Yellow 4201	Pastel Blue 5834	Gray 1203
Orange 2921	Tan 8010	Pastel Green 4850	X

LEAD TIME: 3-4 Weeks

Item	Model #	Length Outside	Width Outside	Depth Inside	Height w/caster	Caster Size
D015	85-S	84	30	29	35	5

Steele Canvas—Flatwork Ironer Trucks



Steeletex Liner



White Canvas



STEELE CANVAS BASKET CORP.

Steele Canvas Flatwork Ironer Trucks are available in White Canvas or *Steeletex* vinyl liner, Model 302 C includes the spring platform lift. 5" Casters are standard.

LEAD TIME: 1-2 Weeks

Item	Model #	Bushel	Length Inside	Width Inside	Depth Inside	Height w/Caster	Caster Size
A016	302	10	44	23	23	32	5
B016	302	12	50	23	23	32	5
C016	302	14	56	23	23	32	5
D016	302C	10	44	23	23	32	5
E016	302C	12	50	23	23	32	5
F016	302C	14	56	23	23	32	5

Steele Canvas— Open Ended Flatwork Ironer Trucks (Sheet Feed)

Model 292SOE available in *Steeletex* Liner only.
Complete with Spring Lift (standard).

LEAD TIME: 1-2 Weeks

Item	Model #	Length Inside	Width Inside	Depth Inside	Height w/caster	Caster Size
G016	292SOE	84	24	24	32	4
H016	292SOED	84	24	28	36	4



Steele Canvas—Poly Flare Trucks

LEAD TIME: 4 Weeks

Item	Model #	Length Inside	Width Inside	Depth Inside	Height w/caster	Caster Size
I016	P2422	58.5	29.75	25.5	32	5
J016	P2424	58.5	35	25.5	32	5

Optional: Spring Lift





Steele Canvas—Garment Delivery Truck

STEELE CANVAS BASKET CORP. This unique, attractive design protects your valuable inventory while providing the advantages of a one-piece molded polymer truck. Our all – weather truck is built for over the road use and years of trouble free service. Benefits include: Smooth interiors that won't snag clothes, heavy-duty steel base (powder coated), a heavy-duty locking zipper secures the unit against unwanted entry.

LEAD TIME: 3-4 Weeks

Item	Model #	Cubic Feet	Weight	Length	Width	Depth w/caster
A017	P8280	48	160	52	28	69



Steele Canvas—Square Linen Truck

STEELE CANVAS BASKET CORP.

LEAD TIME: 3-4 Weeks

Item	Model #	Cubic Feet	Weight	Length	Width	Depth w/caster
B017	P1640	19	80	28.5	28.5	47



IDEAL AS A SLING CART



DPI PLASTIC MOLDERS

Diversified Plastics — Sling Containers

Heavy-Duty Polyethylene. Heavy-Duty steel frame, (others available-please call) Plywood base. 3-10" Casters available.

LEAD TIME: 2-3 Weeks

Item	Model #	Cubic Feet	Width Outside	Depth Inside
C017	4000	30	42.5	39.5
D017	4001	40	44.25	44.5



STANDARD COLORS:

Cadet Blue, Royal Blue, Powder Blue, Forest Green, Jade Green, Olive Green, Tan, Yellow, Orange, Brown, Gray, Black, Red, Natural.

R&B Wire Products—Garment Racks



Garment Rack
36"/48"/60"/72"
Items A-D



Double Garment Rack
60"/72"
Items E & F




Z - Rack
60"
Item G

LEAD TIME: 2-3 Weeks

Item#	Model #	Capacity Lbs.	Length Outside	Width Outside	Depth	Caster Size
A018	703	65	36	18	64	4
B018	704	75	48	18	64	4
C018	715	175	60	27	67.5	5
D018	721	175	72	27	60	5
E018	725	200	60	27	67.5	5
F018	722	200	72	27	67	5
G018	735	150	63	22	67	4

Optional: Nylon Covers



NYLON COVER COLORS



White



Yellow



Mauve



Blue



Diversified Plastics – Tilt Trucks



Diversified Plastics Tilt Trucks are constructed of heavy-duty polyethylene and have a metal base. See chart below for load capacities. All models come standard with a tilt plate. All models except #7500 (Item A) come standard with a push bar.

7500	1/2 yard	Utility Duty
7501	1/2 yard	Standard Duty
7600	1 yard	Utility Duty
7601	1 yard	Standard Duty
7602	1 yard	Heavy Duty

LEAD TIME: 2-3 Weeks

Item	Model #	Outside Dimension L x W x H	Capacity Lbs.	Weight Lbs.	Standard Caster Size
A019	7500	52 x 26.5 x 36	300	65	(2) 10" / (1) Rear
B019	7501	52 x 26.5 x 36	750	75	(2) 10" / (2) 4" Rear
C019	7600	70 x 32 x 41.5	750	114	(2) 10" / (2) 4" Rear
D019	7601	70 x 32 x 41.5	1,000	125	(2) 10" / (2) 4" Rear
E019	7602	70 x 32 x 44	1,500	130	(2) 10" / (2) 5" Rear

Optional: Lid for Items C019, D019, E019



S 53



Newhouse Specialty Co. - Poly-Scale Carts

S 53 - Removable, just lift out for easy cleaning. Measures 33.5" x 19.5" x 18.5" Four bushels plus. This unit utilizes a heavy duty PROVEN SCALE MECHANISM. Incorporates hand rails so scale may be pulled over uneven floors without damaging scale mechanism. Measures 35.25" to top of basket. 37" wide by 20" deep. 35" to top arm. 37" x 20" x 35" footprint. Ships UPS knocked down at 55lbs.

LEAD TIME: 2-3 Weeks

Item	Model #	Capacity Lbs.	Weight
A020	S 53	60	55



Newhouse Specialty Co. - Industrial Laundry Basket Scale

S 70



S 70 - 10 bushel basket, 200lb. capacity. All steel frame. Heavy duty nylon basket. 4" ball bearing casters for easy rolling. Liner measures 35" x 24.5" x 25.5". Footprint is 43.5" x 29.5" x 51.5". **Note:** Scale head can only be used with basket. Ships UPS knocked down at 65lbs.

S 70PL



S 70PL - 10 bushel basket, 200lb. Capacity. All steel frame. Heavy Poly basket that's easy to clean. 4" ball bearing casters for easy rolling. Basket measures 34" x 22" x 25.5". Footprint is 43.5" x 29.5" x 51.5". **Note:** Scale head can only be used with basket. Shipping weight 95 lbs.

LEAD TIME: 2-3 Weeks

Item	Model #	Capacity Lbs.	Weight
B020	S 70	200	65
C020	S 70PL	200	95

Optional: Spring Lift for S 70
Spring Lift for S 70PL

Diversified - Poly Bulk Transport



DPI PLASTIC MOLDERS



7000



7001



7030



7060

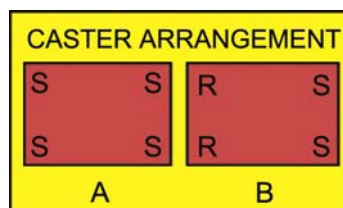
Diversified Plastics Bulk Transport Trucks Include: Polyethylene Construction, 6" casters, Drain Holes, Hand Holes, and Heavy Duty Steel Frame

Colors: Cadet Blue, Royal Blue, Powder Blue, Forest Green, Jade Green, Olive Green, Tan, Yellow, Orange, Brown, Red, Natural, Others available

LEAD TIME: 2-3 Weeks

Item	Model #	Inside Dimension	Outside Dimension	Capacity Cu. Ft.	Weight	Standard Caster Size
A021	7000	46 x 26.5 x 45	47 x 27.5 x 54	36	130	6
B021	7001	46 x 26.5 x 58	47 x 27.5 x 66	48	140	6
C021	7030	61 x 30 x 59	62 x 31 x 67	63	165	8
D021	7060	47 x 30.5 x 72	48 x 30 x 80	60	160	8

Optional: Spring Lift





Dandux Poly Bulk Handling Trucks



Quality Features include Rotationally Molded Polymer,
Choice of six standard colors: blue, yellow, gray, red, green,
natural

Choice of two Caster patterns (please specify)

- Pat. 20 - all swivel - corner mount - *most popular*
- Pat. 60 - two swivel / two rigid - corner mount



LEAD TIME: 10-14 Days

Item	Model #	Bushel Size	Cubic Feet	Weight	Length	Width	Depth w/Caster	Caster Size
A022	51-1400	30	32	140	48	29	56	6
B022	51-1800	24	30	130	42	28	59	6
C022	51-2300	38	47	170	42	28	75	6
D022	51-2400	39	48	160	48	29	67	6
E022	51-2500	47	58	190	48	36	67	6

Accessory	Per
Wheel Brakes	Each
Security Lid/Door	Each
Swivel Locks	Pair
Hand Holes	Pair
Push Bar	Each

Accessory	Per
Hanger Bar	Each
Card Holder	Each
8" soft rubber Casters	Set
6" Poly Casters	Set
8" Poly Casters	Set

Rotonics Bulk Linen Trucks



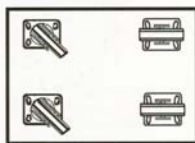
Bulk Linen Trucks by Rotonics offer strong, durable, maximum capacity containers that maneuver easily. These high performance polyethylene trucks include the following standard benefits:

- * Nominal Wall Thickness .225
- * Hand Holes
- * Polyethylene, corrosion free—**RotoBase**
- * **“E-Z Movers”** with Heavy Duty casters

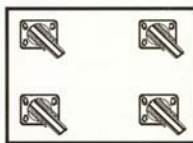
Note: Regrind color below is always black. Regrind is recycled material. When ordering carts made in Re-grind, deduct 10% from published price.

LEAD TIME: 2 Weeks

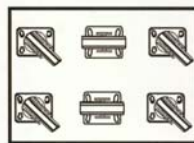
Item	Model #	Cubic Feet	Weight	Length Outside	Width Outside	Depth Outside	Height w/caster	Caster Size
A023	BLT 70	37	110	48	29	47	56	6
B023	BLT 72	48	135	47	29	59	68	6
C023	BLT 72SM Includes lid	48	135	47	29	59	68	6
D023	BLT 72SB	48	135	47	29	59	68	6
E023	BLT 74	32	110	41	28	52	60	6
F023	BLT96	82	210	72	42	48	59	8



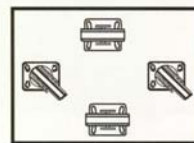
A: Two Swivel and Two Stationary



B: Four Swivel



C: Four Swivel and Two Stationary




D: Diamond Pattern - Two Swivel and Two Stationary

Blue 2
Red 3
Green 4
Gray 7
Regrind 8


Special Colors Available
Upon request

The RotoBase is rotationally molded using recycled black plastic material. It is one-piece, lightweight, easy to clean, rugged, and rust free. The RotoBase features the RMI bolt through construction for ease of assembly, and can be used with most caster types and patterns. The RotoBase is available on BLT's, as well as bushel, utility, and flare vehicles.

- * Rust Free
- * Easy to Clean
- * Recycled Material
- * Light Weight, One Piece
- * No Sharp Edges
- * Extremely Durable Impact Resistant Polyethylene



Meese Poly Bulk Trucks



Bulk Trucks by MOD are widely used in laundries, hospitals, and wherever medium-weight bulk materials are handled. They feature molded polyethylene bodies, powder-coated, full-perimeter steel bases, and industrial grade rubber-casters. 16 colors are standard, custom colors are optional.

LEAD TIME: 3-4 Weeks

Item	Model #	Cubic Feet	Bushel	Length Outside	Width Outside	Depth Inside	Height w/caster	Caster Size
A024	64P	60	48	60	42	41	48.5	6-D
B024	70P	36	29	48	28.5	47	54.5	6-A,B
C024	72P	48	38	48	28.5	59	66.5	6-A,B
D024	73P	42	34	41	28.5	64	72	6-A,B
E024	74P	32	26	41	28.5	51	59	6-A,B
F024	75P	37	30	38	28.5	60	67.5	6-A,B
G024	76P	46	37	42	28.5	68	76	6-A,B
H024	77P	33	27	41	30	51	59	6-A,B
I024	78P	70	56	52.5	43.5	56	65	6-A,B
J024	79P	61	49	53.5	37	56	65	6-A,B
K024	99P	113	91	72	47	61	69	6-D

Items A-K are available in recycled material. Deduct \$60.00 per cart if ordering material. Color choice does not apply.

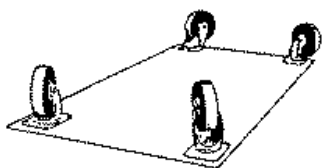


Meese Poly Bulk Trucks –Options

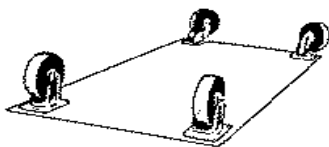
Item #	Accessory
A025	Recessed Handle
B025	Security Lid/door*
C025	Vinyl Cover**

*Available only on Model 72P

** Available only on Models 70P, 72P, 74P, 75P



A. Swivel at four corners



B. Swivel at one end, fixed at other



Model 72 P Shown with Optional Lid and Door





SanitruX *Fiberglass* Bulk Linen Carts



This sturdy fiberglass bulk delivery cart handles up to 600 pounds of clean flatwork with ease. It has more than double the capacity of conventional laundry baskets without additional space requirements. *A work-horse for hotels, motels, hospitals, and restaurants.*

Wheels: Four ball bearing casters 6" in diameter with polyurethane tread wheels. Completely sealed swivel bearings and zinc chromate finish to minimize maintenance are mounted with stainless steel bolts. Casters have a load capacity of 500 lbs. each.

Fire Code Compliance: The fire-retardant fiberglass composite meets Uniform Fire Code requirements for peak heat release rate of 135 kw/m² at a flux of 35 kw/m².

LEAD TIME: 3-4 Weeks

Item	Model #	Weight	Length Outside	Width Outside	Height	Height w/caster	Caster Size
A026	600	130	48	29	45	54.5	6
B026	600C	135	41	28	58	67	6
C026	600X	150	48	28	58	67	6
D026	600M	200	60	28	58	67	6
E026	630	185	60	33	45	54.5	6
F026	610*	150	50.25	28.5	54.5	62.5	6

Caster Arrangement:

- A: Swivel casters on all four corners.
B: 2 Swivel casters on one end.
2 Rigid casters on other end.

Red 2020	Yellow 4201	Pastel Blue 5834	Gray 1203
Orange 2921	Tan 8010	Pastel Green 4850	X

Diversified Plastics—Bulk Delivery Exchange Carts



Bulk Linen Exchange Carts by Diversified serve two purposes: Use as a clean linen shelf truck, then drop the shelves into the side wall position and a bulk soiled linen truck is created.

Bulk Linen Exchange Carts by Diversified are constructed of heavy-duty polyethylene. Each cart is equipped with hand holes and drain holes. The frame is constructed of heavy duty steel. Galvanized welded steel is available. The shelves are constructed of quality chrome plated steel wire.

Caster Material Choices: Phenolic, Polyurethane, Rubber, Polyolefin, Steel, Hi-Tech Poly or Rubber.

Colors: Cadet Blue, Royal Blue, Powder Blue, Forest Green, Jade Green, Olive Green, Tan, Yellow, Orange, Brown, Red, Natural, Others available.

LEAD TIME: 2-3 Weeks

Item	Model #	Cubic Feet	Length Inside	Width Inside	Depth Inside	Height w/Cas.	Caster Size
A027	7002	38	46	26	54	62	6
B027	7002-1	48	59	26.5	53.5	63	8
C027	7002-2	43	47	26	61	69	6
D027	7002-3	36	47	27	50	58	6
E027	7002-4	58	60	28	60	70	8
F027	7002-5	45	60	22	60	68	6

CASTER ARRANGEMENT



A

B

Accessory	Price
Stencil num/let	Call for Price
Chest Handles	Call for Price
Cart Covers	Call for Price
Card Holders	Call for Price
Tow Hitch Assm.	Call for Price
Plastic Shelves	\$56.00 per cart

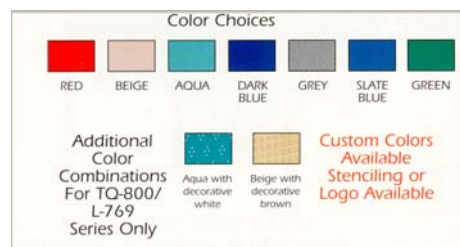


Tecni-Quip fiberglass linen transport carts are fire retardant and offer the following standard features:

- * 8" x 2" Balloon cushion wheels
- * Drain holes and plugs
- * 2 Fiberglass shelves that convert to form sidewalls for soiled linen transport



Tecni Quip Turn-Around Cart



LEAD TIME: 4-6 Weeks

Item	Model #	Length Outside	Width Outside	Depth Outside	Caster Size
A028	TQ 1500 1	48	29	65	8x2
B028	TQ 1500 2	61	31	68	8x2



Optional: Towing Hitch Ball Type
Towing Hitch Removable Triangle Type
Park Break
Vinyl Cover Cap
Aluminum or Wire Shelving is Available. Call for pricing.



Rotonics Linen Exchange Truck

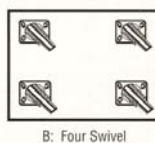
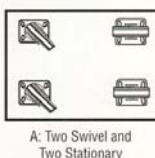
The Linen Exchange Truck by Rotonics Offers

- * Extra Deep Shelves for Maximum Clean Linen Capacity
- * Polyethylene Construction
- * No Corrosion Prone Metal-Support Bars
- * Corrosion Free **Rotobase**
- * Shelves Drop Down as Front Panel Closure for Soiled-Linen Bin
- * **"E-Z Movers"** Heavy Duty Casters



LEAD TIME: 3-4 Weeks

Item	Model #	Cubic Feet	Weight	Length Outside	Width Outside	Depth Outside	Height w/caster	Caster Size
C028	LET 50	45	165	48	29	55	63	6



Dandux—Poly Shelf Carts



Quality Features:

- Rotationally Molded Polymer
- Choice of six standard colors (blue, yellow, gray, red, green, natural)
- Choice of two caster patterns (please specify)
 - * Pat. 20 - all swivel / corner mount - *most popular*
 - * Pat. 60 - two swivel / two rigid - corner mount

For over 75 years, Dandux Trucks have stood for durability, long life, and cost effectiveness. Found in laundries, dry-cleaning facilities, textile mills, garment plants, hotels, motels, hospitals, mail rooms, and commercial buildings. Ideal for the movement or storage and movement of materials from trash to cash, from metal parts to delicate linens.

LEAD TIME: 10-14 Days

Item	Model #	Bushel Size	Cubic Feet	Weight	Length	Width	Depth	Depth w/Caster	Caster Size
A029	51-1401	30	38	140	49	29	49	56	6
B029	51-1801	24	30	125	42	28	51	59	6
C029	51-2201	30	38	160	47	28	54	62	6
D029	51-2301	38	47	170	42	28	68	75	6
E029	51-2401	39	48	160	49	29	60	67	6
F029	51-2402	39	48	160	49	29	60	67	6
G029	51-2106	33	41	160	50	26	55	63	6
H029	51-2701	53	66	200	60	29	66	74	6
I029	51-2801	36	45	160	54	27	54	62	6

Accessory	Per
Plastic Shelves	Each
Extra Wire Shelves	Each
Wire Shelf Assembly	Each
Hanger Bar	Each
Card Holder	Each
8" Soft Rubber Casters	Each
6" Poly Casters	Each
8" Poly Casters	Each
Wheel Brakes	Each
Security Lid/Door	Each
Swivel Holes	Pair
Hand Holes	Pair
Push Bar	Each





STEELE CANVAS BASKET CORP.

Steele Canvas—Turnabout Trucks

Steele Canvas Turnabout Trucks are perfect for soiled and clean linens. Carts are constructed of polyethylene, and have smooth rounded non-marring corners. Removable chrome plated wire shelves are standard. The base is welded steel with an epoxy powder coating. Drain and hand holes are standard. 6" casters with thread guards. Available in a variety of colors. See below.



LEAD TIME: 3-4 Weeks

Item	Model #	Cubic Feet	Weight	Length Inside	Width Inside	Depth Inside	Depth w/Caster	Caster Size
A030	P8080	38	180	46.75	26.75	55	62	6
B030	P8090	48	215	59.5	26.75	55	62	6
C030	P8592	48	185	47.25	28.5	60	68	6
D030	P8592 PS*	48	195	47.25	28	60	68	6


* Plastic Shelf Model

Caster Arrangement

- A. 4 Swivel on corners
- B. 2 Rigid / 2 swivel on corners



Sanitrux *Fiberglass* Turnabout Delivery Trucks



Turnabout Delivery Trucks: Removable shelves form a sidewall to convert from clean-linen shelf cart to bin-type cart.

Wheels: Four ball bearing casters 6" in diameter with polyurethane tread wheels. Completely sealed swivel bearings and zinc chromate finish to minimize maintenance are mounted with stainless steel bolts. Casters have a load capacity of 500 lbs. each.

Fire Code Compliance: The fire-retardant fiberglass composite meets Uniform Fire Code requirements for peak heat release rate of 135 kw/m² at a flux of 35 kw/m².

LEAD TIME: 3-4 Weeks

Item #	Model #	Weight	Length Outside	Width Outside	Height	Height w/caster	Caster Size
A031	650 SX	170	51	27.5	51	59	6
B031	650 X	180	54.5	28	51	59	6
C031	650 NX	185	54.5	28	55	63	6
D031	650 L	235	59.75	28.5	57.5	66	6

Optional: Rubber Bumpers
Vinyl Covers for 650X, 650NX, 650L

Caster Arrangement:

- A: Swivel casters on all four corners.
B: 2 Swivel casters on one end.
2 Rigid casters on other end.

Red 2020	Yellow 4201	Pastel Blue 5834	Gray 1203
Orange 2921	Tan 8010	Pastel Green 4850	X



Meese Convertible Shelf Trucks

Meese Poly-Trux Convertible Units all have steel grids. Grids can be turned horizontally to act as shelves or vertically to make bulk carts. The 90PL has permanent horizontal shelves with 2 shelf bars.



Caster Arrangements: 2 swivel / 2 rigid or 4 swivel



LEAD TIME: 3-4 Weeks

Item	Model #	Cubic Feet	Bushel	Length Outside	Width Outside	Depth Inside	Height w/Caster	Caster Size
A032	81P	42	34	47.5	26	61.5	69	6
B032	84P	45	35	54.5	27.5	54	62	6
C032	85P	49	40	59.5	27.5	54	64.5	8
D032	86P	52	42	55.75	26	63.5	72.5	8
E032	87P	45	37	60	22	60	68	6
F032	88P	37	30	48	22	60	68	6
G032	90P	38	32	48	22	54	62	6
H032	90PL	38	32	48	28.5	54	62	6
I032	91P	44	38	48	28.5	60	68	6
J032	92P	44	40	48	28.5	60	68	6
K032	95P	49	40	60	28.5	60	70	8

Optional:

- Plastic Shelves (90P)
- Non-removable hinged wire shelves (87P,88P,90P,92P,95P)
- Third Shelf (87P, 88P,91P)
- Recessed Handle (90P, 90PL, 91P, 92P, 95P)
- Vinyl Cover—Zipper and Elasticized (not available on 81P)
- Vinyl Standard cover (not available on 81P)
- ABS Spilt Top Lid and Velcro Flap (88P, 90P, 91P, 92P)
- Security Lid and Doors / molded plastic (90P, 90PL)

Cart Pullers



The PowerPal 1000
Tows 2,000 lbs
Plugs into Standard Outlet
Multiple Hitch Arrangements

Electronic System: 24 Volts; two - 12 volt maintenance free batteries; 5 amp, built-in charger; battery level indicator
Motor/Brake: 24 VDC, 1/2 HP motor / differential; automatic brake with manual over-ride
Safety: Ergonomically designed handle; emergency stop button; throttle guards; low ground clearance; automatic brake
Dimensions: Weight - 230lbs; Size - (L) 29", (W) 23", (H) 13" - Handle (L) 36"

Electronic System: 36 Volts; three - 12 volt maintenance free batteries; 16 amp, built-in charger; battery level indicator
Motor/Brake: 36 VDC, 1 HP motor / differential; automatic brake with manual over-ride
Safety: Ergonomically designed handle; emergency reverse button; throttle guards; automatic brakes
Dimensions: Weight - 560lbs; Size - (L) 38.5", (W) 29.4", (H) 23", 4.4" ground clearance

LEAD TIME: 3-4 Weeks

	Item
A033	PowerPal 1000
B033	PowerPal 3100
	*Retractable Tow System

Optional: For PowerPal 3100 Only
1-1/2 HP Motor
2 HP Motor

***Note: Other Hitch Systems Available. Please Call.**



The PowerPal 3100
Tows 7,000 lbs
Plugs into Standard Outlet
Multiple Hitch Attachments

Retractable Tow System



FLM Sling

For FLM systems, we offer a full line of strong slings, durable enough to withstand the demands of automation and conveyor.



Cart Covers

We carry a full line of cart covers, cart caps, cart liners, and basket liners manufactured to your specifications. Our cart covers can be made from a variety of materials including Staph-Check and 420 Denier Nylon PacCloth.



Laundry Nets

Net and Mesh Bags are available in a variety of sizes and colors. These bags are constructed of 100% polyester. All of our net and mesh bags are double sewn, giving them 20 stitches per inch. One of, if not the strongest net bag on the market!



Fluid-Resistant / Barrier Bags

For medical institutions and special needs, we offer a fluid-resistant bag to meet your sanitary needs. You can order this bag in virtually any size and configuration. The flip top offers a very practical way to secure the bag.



LEAD TIME: 3-4 Weeks

	Item
A034	FLM Sling
B034	Cart Covers
C034	Laundry Nets
D034	Fluid-Resistant / Barrier Bags



Sanitrux *Fiberglass* Waste Carts

Sanitrux Model G-96 Exceeds all D.O.T., E.P.A., and OSHA guidelines. Meets NFPA Uniform fire code. Please specify if use is for (regulated) Biohazard, Secured Document (HIPAA), Recycle, or General Waste. 19 cu. ft. cap. .70 yards cap. / 142 gallons.



LEAD TIME: 3-4 Weeks

Item	Model #	Dimensions W x L x H	Height w/caster
A035	G-96 HIPAA	27 x 32 x 38	47
B035	G-96 Recycle	27 x 32 x 38	47
C035	G-96 General Waste	27 x 32 x 38	47
D035	Cart Dumper	-	-

Sanitrux Fiberglass Waste Cart



A & B Sanitrux Model TC 35 Fiberglass waste carts can hold 10 to 14 thirty-gallon trash bags. (35 cu. Ft) or 300 lbs. of soiled linen. Lid is attached with stainless steel piano hinge and has two pressurized lift struts. Gray non-marking casters with strong guards. Max load cap. 1200 lbs. Note: Please specify if cart will be used for BIOHAZARD. TC35FLX has one removable panel, TC35FL has two removable panels.

C

A & B



BIOHAZARD

LEAD TIME: 3-4 Weeks

Item	Model #	Weight	Dimensions W x L x H	Height w/Caster	Caster Size
A036	TC 35FLX	190	31 x 54 x 38	47	6
B036	TC 35 FL	190	31 x 54 x 38	47	6
C036	G-96 Bio		27 x 32 x 38	47	

Red 2020	Yellow 4201	Pastel Blue 5834	Gray 1203
Orange 2921	Tan 8010	Pastel Green 4850	X

Caster Arrangement:

A: Swivel casters on all four corners.
B: 2 Swivel casters on one end.
2 Rigid casters on other end.

Reusable Medical Waste Containers



The **Segri-Med® Single Deposit Container (SDC)** is a versatile, "Point of Use" reusable medical waste container. Its high volume capacity for needles, lab waste, IV bags, and tubing, keeps wastes collection costs at a minimum. Choose from three different lids to meet your needs.

B



Shown with optional dolly

A



BIOHAZARD

C. STD security locking transport lid allows three full containers to be stacked



D. Two piece lid allows easy waste disposal and is designed primarily for lab



E. "Tortuous Path" lid discourages disposal of entrained, non-regulated waste.



F. Single Dolly allows for quick and easy single container mobility (FDA 501K Certification)



LEAD TIME: 2 Weeks

Item	Size (Gallons)	Weight	Dimensions L x W x H
A037	10	5.5 lbs.	18 x 13 x 16
B037	17	7 lbs.	18 x 13 x 25

Item	Accessories
C037	Locking Transport Lid
D037	Lab Lid
E037	Tortuous Path Lid
F037	10/17 Gallon Dolly

Reusable Medical Waste Containers



A



BIOHAZARD

Segri-Med® Mini Container is a direct deposit/collection container designed for general purpose use. The Mini Container represents optimum in waste disposal efficiency in applications such as ICU's and soiled utility rooms.

- Four (4) T-Handle Locks.
- Single Dolly allows for quick and easy single container mobility.
- US DOT Markings: Compliant with HM-200 Regulations and State Environmental Health Agencies.
- OSHA Markings: Compliant with OSHA Exposure Control Plan.
- Locking Transport Lid with leak resistant sealing gasket.

Shown with optional dolly

Segri-Med® Super Mini Container is a high volume receptacle/collection container for areas where waste volume is high and space is limited.

- Four (4) T-Handle Locks.
- US DOT Markings: Compliant with HM-200 Regulations and State Environmental Health Agencies.
- OSHA Markings: Compliant with OSHA Exposure Control Plan.
- Locking Transport Lid with leak resistant sealing gasket.

B



BIOHAZARD



LEAD TIME: 2 Weeks

Item	Size (Gallons)	Weight	Dimensions L x W x H
A038	39	14 lbs.	19 x 19 x 32
B038	54	18 lbs.	23 x 23 x 33

Item #	Accessories
C038	Mini Dolly for Item A038
D038	Z-Lid for Item A038
E038	Hatch Lid for Item A038
F038	Mini Dolly for Item A038 or B038

Reusable Medical Waste Containers



A



BIOHAZARD

Segri-Med® Maxi Container features built-in wheels and functions as a receptacle/collection container for bulk waste management. The Maxi is ideal for operating rooms, labor/delivery rooms, and other high volume areas.

- Four (4) built-in, lockable swivel casters and wheel plates.
- Four (4) T-Handle locks with recessed hardware.
- US DOT Markings: Compliant with HM-181 Regulations and State Environmental Health Agencies.
- OSHA Markings: OSHA Exposure Control Plan Compliance.
- Locking Transport Lid with leak resistant sealing gasket.
- Tapped to nest and stack.

Segri-Med® Super Maxi Container features protected casters and functions as a receptacle/collection container for bulk waste management. The Super Maxi is ideal for operating rooms, labor/delivery rooms, and other high volume areas.



BIOHAZARD

- Four (4) built-in, lockable swivel casters and wheel plates.
- Four (4) T-Handle locks with recessed hardware.
- Optional tow frames for transporting single or multiple containers.
- US DOT Markings: Compliant with HM-181 Regulations and State Environmental Health Agencies.
- OSHA Markings: OSHA Exposure Control Plan Compliance.
- Double wall lid with leak resistant sealing gasket.
- Double wall construction; stackable.

B



*Shown with optional
towing frame*

LEAD TIME: 2 Weeks

Item	Size (Gallons)	Weight	Dimensions L x W x H
A039	115	115 lbs.	31 x 31 x 39
B039	200	157 lbs.	56 x 31 x 48

Item #	Accessory
C039	Towing Frame for Item B039

Tecni-Quip *Fiberglass* Waste Carts



A040 & B040



BIOHAZARD


*Can be used
for Biohazard*



C040 & D040



Color Options



TQ - 400 Upper and lower doors (solid top). 8" Casters, catch-me chain to hold door open, seamless no cracks, great for recycle, waste, biohazard waste, soiled linen. Aluminum channel wrap around bumper.

TQ - 488 Upper door and lids for top access.

LEAD TIME: 4-6 Weeks

Item	Model #	Dimensions W x L x H	Cubic Feet. Cap.
A040	TQ-400-1	27 x 48 x 60	36
B040	TQ-400-3	30 x 60 x 60	50
C040	TQ-488-2	30 x 60 x 50	38
D040	TQ-488-4	30 x 60 x 60	48

R&B Wire Products—Wire Framed Linen Carts



R&B Wire Framed Linen Carts

All are 4 shelf units. As tough, well-built and attractive as any on the market, except at economy prices!

Heavy duty 1" tubing and steel wire construction. Bright chrome plated. Durable 5" gray casters. Easy to assemble. In 4 popular sizes with fitted flame retardant covers available in 4 attractive colors

LEAD TIME: 2-3 Weeks

Item	Model #	Length Outside	Width Outside	Depth	Caster Size
A041	LC183672	36	18	72	5
B041	LC186072	60	18	72	5
C041	LC244872	48	24	72	5
D041	LC246072	60	24	72	5

Optional: Nylon Covers

NYLON COVER COLORS



White



Yellow



Mauve



Blue





Tecni-Quip Fiberglass Enclosed Linen Cart



Fire Retardant

Standard Features of the Tecni-Quip TQ-2001 fully enclosed linen shelf cart include: Maximum Fire Retardant, Adjustable Shelves, Variety of Colors, Perimeter Bumpers, Drain Holes with Plugs for easy Cleaning, Front Vinyl Cover, and Heavy-Duty 8" Wheels and Casters.

LEAD TIME: 4-6 Weeks

Item	Model #	Length Outside	Width Outside	Height	Caster Size
A042	TQ-2001	61	31	60	8

Optional TQ-2001 Aluminum Topper to carry extra linen
Optional Webbed front cover



Fire Retardant

Tecni-Quip Fiberglass Enclosed Linen Cart



The TQ807 and TQ808 models consist of fiberglass exterior reinforced perimeter aluminum tubing for Maximum Strength. Each cart also includes wrap-around bumpers on both sides - molded and heat sealed to aluminum tubular frame. Yacht like finish-smooth on the outside and waxed, also fire-retardant. Heavy-duty 8" casters are standard. The vinyl cover is standard and comes with your choice of Velcro or zipper closings. The TQ 807 has two adjustable horizontal shelves and the TQ 808 has 4 shelving options to choose from. See below.

LEAD TIME: 4-6 Weeks


Item	Model	Dimensions W x L x H	Bed Capacity
B042	TQ-807-1	27 x 48 x 60	15 to 20
C042	TQ-807-3	30 x 60 x 60	28 to 34
D042	TQ-807-4	30 x 60 x 70	34 to 40
E042	TQ-807-5	36 x 72 x 70	46 to 54

Item	Model
F042	TQ-808-1
G042	TQ-808-3
H042	TQ-808-4
I042	TQ-808-5

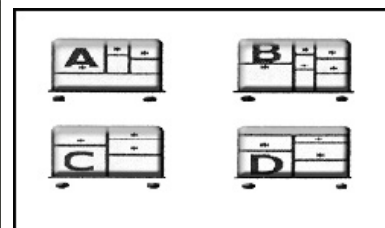
Caster Arrangements



Color Options



Shelving Options for TQ-808



Tecni-Quip Fiberglass Enclosed Security Linen Carts



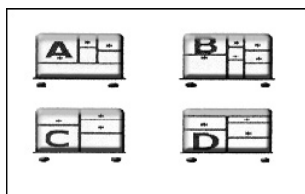
The Tecni-Quip Model L769 is identical to the model TQ 807 on page 42. The vinyl cover is replaced by two bi-fold aluminum doors that lock (with key). Doors fold into each other then secure to the pushing sides of cart. **6" Casters** are standard.



LEAD TIME: 4-6 Weeks

Item	Model	Dimensions W x L x H	Bed Capacity
A043	L-769-1	27 x 48 x 60	15 to 20
B043	L-769-3	30 x 60 x 60	28 to 34
C043	L-769-4	30 x 60 x 70	34 to 40
D043	L-769-5	36 x 72 x 70	46 to 54

Optional: Shelving
Upgrade to 8" Casters
Caster Pattern C add.....\$ 97.00 per cart



Tecni-Quip Aluminum Enclosed Security Linen Cart



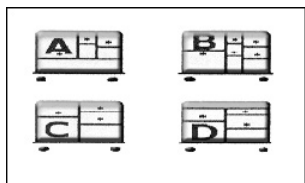
The Tecni-Quip model L-767 cart is made from Aluminum and is the same cart as model L-769 above. Adjustable shelves and 3 point aircraft-type lock with key. 6" casters are standard. This model includes perimeter bumper and recessed handles on both sides.



LEAD TIME: 4-6 Weeks

Item	Model	Dimensions W x L x H	Bed Capacity
H043	L-767-1	24 x 48 x 51	12 to 20
I043	L-767-2	24 x 48 x 60	12 to 20
K043	L-767-3	24 x 60 x 60	20 to 26
L043	L-767-4	24 x 66 x 60	24 to 30
M043	L-767-5	30 x 60 x 60	26 to 32
N043	L-767-6	30 x 66 x 66	32 to 38

Optional: Shelving
Upgrade to 8" Casters
Caster Pattern C add.....\$ 97.00 per cart





Sanitrux Fiberglass Enclosed Linen Security Cart



The Sanitrux model L-55 series truck is constructed of structural fiberglass composite utilizing fire-retardant, pigmented resin. Body and base are both molded in one piece. A 5/8" plywood sheet encapsulated in fiberglass reinforces the base. The composite material is resistant to acids, alkalis, and most chemicals. The finish is smooth on the inside and textured on the outside. The exterior is finished with a tough coat to provide a slick, polished surface that is easy to clean and mar resistant. The base is fitted with a heavy non-marking rubber bumper around the base perimeter.

Two fiberglass (removable) shelves with turned edges and reinforcing beams provide strength to hold 300 pounds. Shelves are held by supports which are adjustable without the use of tools in 1/2" increments. 8" ball and roller bearing casters all swivel, two are controlled by a foot pedal directional lock.

LEAD TIME: 3-4 Weeks

Item #	Model #	Dimensions W x L x H	Bed Capacity
A044	L55-S	27 x 46 x 49	24
B044	L55SDL	27 x 46 x 49	24
C044	L55	27 x 61.5 x 49	30
D044	L55DL	27 x 61.5 x 49	30
E044	L55L	33 x 66 x 49	36
F044	L55LDL	33 x 66 x 49	36

Note: Items A, C, & E do not have the doors. Vinyl flap is standard.

Red 2020	Yellow 4201	Pastel Blue 5834	Gray 1203
Orange 2921	Tan 8010	Pastel Green 4850	X

Tecni-Quip Aluminum Open Clean Linen Cart



Model L-60

Tecni-Quip's Model L-55 (3 shelf - 2 adjustable plus base) and Model L-60 (4 shelf - 3 adjustable plus base) Open type clean linen carts can carry loads up to 2,000 pounds and are much easier to push than wire type comparable carts. Standard features include adjustable shelves, perimeter bumper, side panel guard rails and 6" wheels and casters. Drape covers are optional.

LEAD TIME: 4-6 Weeks

Item	Model	Dimensions W x L x H	Bed Capacity
A045	L-55-1	24 x 36 x 51	10 to 12
B045	L-55-2	24 x 48 x 60	12 to 20
C045	L-55-3	24 x 54 x 60	18 to 24
D045	L-55-4	24 x 60 x 60	20 to 26
E045	L-55-5	24 x 66 x 60	24 to 30
F045	L-55-6	30 x 60 x 60	26 to 32
G045	L-55-7	30 x 66 x 60	28 to 34

LEAD TIME: 4-6 Weeks

Item	Model	Dimensions W x L x H	Bed Capacity
H045	L-60-1	24 x 36 x 66	18 to 24
I045	L-60-2	24 x 48 x 66	20 to 26
J045	L-60-3	24 x 54 x 66	24 to 30
K045	L-60-4	24 x 60 x 66	26 to 32
L045	L-60-5	24 x 66 x 66	32 to 36
M045	L-60-6	30 x 60 x 66	34 to 40
N045	L-60-7	30 x 66 x 66	38 to 45
O045	L-60-8	30 x 66 x 78	42 to 48

Optional: DRAPE COVERS

200 Denier or Rip Cord
16oz. Vinyl Cloth

CASTER UPGRADE

8" Casters
2 Directional Locks

BUMPER ADD ON

Rolling Donut Bumper



Tecni-Quip Aluminum Closed Clean Linen Cart



Model L-70

Tecni-Quip's Model L-66 (3 shelf 2 adjustable plus base) and Model L70 (4 shelves - 3 adjustable plus base) Closed type Clean linen carts include: recessed handles on both sides, perimeter bumper, 6" wheels and casters, and front vinyl cover. Cover is available with Velcro or zipper enclosures and several color choices. These units are constructed of Anodized Aluminum Alloy for decades of service.

LEAD TIME: 4-6 Weeks

Item	Model	Dimensions W x L x H	Bed Capacity
A046	L-66-1	24 x 36 x 51	10 to 12
B046	L-66-2	24 x 48 x 60	12 to 20
C046	L-66-3	24 x 54 x 60	18 to 24
D046	L-66-4	24 x 60 x 60	20 to 26
E046	L-66-5	24 x 66 x 60	24 to 30
F046	L-66-6	30 x 60 x 60	26 to 32
G046	L-66-7	30 x 66 x 60	28 to 34
H046	L-66-8	30 x 72 x 60	32 to 38

LEAD TIME: 4-6 Weeks

Item	Model	Dimensions W x L x H	Bed Capacity
I046	L-70-1	24 x 48 x 66	18 to 24
J046	L-70-2	24 x 54 x 66	20 to 26
K046	L-70-3	24 x 60 x 66	24 to 30
L046	L-70-4	24 x 66 x 66	26 to 32
M046	L-70-5	30 x 60 x 66	28 to 34
N046	L-70-6	30 x 66 x 66	32 to 38
O046	L-70-7	30 x 60 x 78	34 to 40
P046	L-70-8	30 x 66 x 78	36 to 44
Q046	L-70-9	30 x 72 x 78	42 to 48

Optional: **CASTER UPGRADE**

8" Casters

2 Directional Locks

BUMPER ADD ON

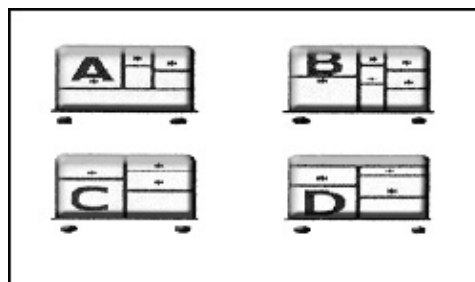
Rolling Donut Bumper

Tecni-Quip Aluminum Closed Multi-Compartment Cart



Tecni-Quip's Most Popular Model the L-77 has your choice of 4 shelving options (below) Anodized Aluminum Alloy construction. Horizontal shelves are adjustable and vertical dividers are permanent. 6" Casters are standard. Caster Pattern is 2 Rigid and 2 Swivel. The L-77 also includes a flexible vinyl cover that is closed with either a zipper or Velcro - your choice.

L-77 SHELVING OPTIONS



LEAD TIME: 4-6 Weeks

Item	Model	Dimensions W x L x H	Bed Capacity
A047	L-77-1	24 x 48 x 60	12 to 20
B047	L-77-2	24 x 54 x 60	18 to 24
C047	L-77-3	24 x 60 x 60	20 to 26
D047	L-77-4	24 x 66 x 60	24 to 30
E047	L-77-5	30 x 60 x 60	26 to 34
F047	L-77-6	30 x 66 x 60	30 to 38
G047	L-77-7	30 x 60 x 66	34 to 42
H047	L-77-8	30 x 66 x 66	38 to 46
I047	L-77-9	30 x 60 x 78	42 to 50
J047	L-77-10	30 x 66 x 78	46 to 54
K047	L-77-11	30 x 72 x 78	55 to 65

Optional: CASTER UPGRADE

8" Casters

2 Directional Locks

BUMPER ADD ON

Rolling Donut Bumper



Tecni-Quip Aluminum Closed Small Linen or Supply Cart

Attractive and affordable, constructed from Anodized Aluminum, use it to store linen for 3-4 patients where you don't require full size carts. Recessed handles on both sides, perimeter bumper, adjustable shelves, 5" wheels and casters, flexible vinyl cover with Velcro closure.



LEAD TIME: 4-6 Weeks

Item	Model	Dimensions W x L x H
A048	SPD-907-1	20 x 36 x 32
B048	SPD-907-2	20 x 36 x 40
C048	SPD-907-3	20 x 42 x 51
D048	SPD-907-4	20 x 48 x 40
E048	SPD-907-5	20 x 40 x 51
F048	SPD-907-6	20 x 48 x 57
G048	SPD-907-7	20 x 54 x 51
H048	SPD-907-8	20 x 54 x 57



Tecni-Quip Aluminum Closed Small Locking Door Cart

Tecni-Quip's Model SPD-909 is constructed from Anodized Aluminum. Small locking door cart is ideal for security, isolation, and Sterile Surgical Linen Packs. Model SPD-909 is standard with 2 adjustable shelves or 1 adjustable shelf and 2 pull-out tote box drawers. The locking doors have stainless steel hinges. 5" wheels and casters are standard.

LEAD TIME: 4-6 Weeks

Item	Model	Dimensions W x L x H
I048	SPD-909-1	20 x 36 x 32
J048	SPD-909-2	20 x 36 x 40
K048	SPD-909-3	20 x 42 x 40
L048	SPD-909-4	20 x 48 x 40



M.I.T. Poly-Cart Poly Housekeeping Cart

M.I.T. POLY-CART

HOUSEKEEPING/ MAID CART



Model #2200

A Housekeeper's Choice...with Decorative Design - Combines lightweight yet heavy-duty poly construction with easy maneuverability and decorator styling. Rounded frames and 8" casters ease transport and help avoid bumping and scratching surrounding areas. Available with rounded corner bumpers, vinyl bags, vacuum cleaner strap and nearly unlimited choice of colors.

LEAD TIME: 3-4 Weeks

Item	Model	Cu. Foot	Dimensions W x L x H	Height w/ casters
A049	2200	14.5	23 x 56 x 46	55

M.I.T. Poly-Cart Poly Housekeeping Cart

M.I.T. POLY-CART

HOUSEKEEPING/ MAID CART 3 SHELVES



Model #3200

M.I.T.'s Tall Version — M.I.T. Poly-Cart Corp. now combines the unique advantages of lightweight and heavy-duty poly construction, with a wide choice of colors to complement any hotel or cruise ship decor, in a unit that has extra capacity! The latest Housekeeping/Maid cart has three shelves (two are removable) and an interior capacity of 14.5 cubic feet. On top, a 5" deep recess permits convenient handling of small or tall items. Will easily service 15 rooms. Available with rugged vinyl bags for laundry and trash. Rounded frames protect walls and people, and 8" casters ease movement. Options include Velcro attached Front Cover, Top Cover and detachable Hood which provide additional protection from spillage, pilferage, and exposure to the elements.

LEAD TIME: 3-4 Weeks

Item	Model	Cu. Foot	Dimensions W x L x H	Height w/ casters
B049	3200	14.5	23 x 56 x 46	55

M.I.T. Poly-Cart Poly Housekeeping Cart

M.I.T. POLY-CART

COMPACT HOUSEKEEPING/ MAID CART - 3 SHELVES



Model #3250

For Narrow Hallways — The same interior and top capacity as M.I.T.'s Tall Model #3200, the Compact Maid Cart is designed for tighter spaces. With one deck and room for one heavy-duty vinyl bag, this cart may be the best choice for cruise ships. Specially designed (optional) Front Cover, Hood or Top Cover deters passengers/guests from serving themselves.

LEAD TIME: 3-4 Weeks

Item	Model	Cu. Foot	Dimensions W x L x H	Height w/ casters
C049	3250	14.5	23 x 46 x 46	55

Optional: For Items A-C
Top Cover
Hood
Hinged Lockable Doors
Soiled Linen Bag
Trash Bag
Bumpers (set of 4)



Tecni-Quip Aluminum House Keeping Cart model HC-23



A

Cart Weight: 90 lb.

Cart size: 20" W x 58" L x 52" OH

Linen Compartment: 19" W x 32" L x 37" H. Enclosed on 3 sides.

Cart is Standard with: Perimeter bumper, four rolling bumpers (4) glass rack, two adjustable shelves, 8"x2" contoured wheels w/ ball bearings, two bags included, cubby to hold spray cleaners, vacuum rack, literature holder for magazines or daily events flyers, top shelf is recessed 2".

Tecni-Quip Aluminum Maid Cart model M-198



B

Cart Weight: 110 lb.

Cart size: 24" W x 62" L x 56" OH

Linen Compartment: 22" W x 42" L x 32" H. Enclosed on 3 sides.

Cart is Standard with: Perimeter bumper, (4) four rolling bumpers, glass rack, adjustable shelf, 8"x2" contoured wheels w/ ball bearings two bags included, cubby to hold spray cleaners, vacuum rack, literature holder for magazines or daily events flyers. Top shelf is recessed 2".

Tecni-Quip Aluminum Maid Cart model M-298



C

Cart Weight: 110 lb. **Cart size:** 24" W x 62" L x 56" OH

Linen Compartment 21" W x 60" L x 54" H. Enclosed on 3 sides.

Cart is Standard with:

Perimeter bumper, (4) Four rolling bumpers (**Note:** rolling bumpers were dropped lower to hit wall covering & not the wallpaper!), glass rack, two adjustable shelves, 8"x2" contoured wheels w/ ball bearings, two bags - on one side of cart, pull out amenity drawers, vacuum rack, literature holder for magazines or daily events flyers, cubby to hold supplies. Top shelf is for cleaners, paper supplies, etc...

Tecni-Quip Aluminum House Keeping Cart model M-173



D

Cart Weight: 135 lb. **Cart size:** 22" W x 66" L x 49" OH

Linen compartment: 20" W x 34" L x 35" H. Enclosed on 3 sides.

Cart is Standard with:

Perimeter bumper, four rolling bumpers, cover on linen compartment, two adjustable shelves - linen compartment is enclosed, 8" x 2" contoured wheels w/ ball bearings, soiled bag, pull out drawer for waste - fits a standard liner. Two bags - on one side of cart. Pull out amenity drawers, vacuum rack, literature holder for magazines or daily events flyers, cubby to hold supplies, top shelf is for cleaners, paper supplies, etc...

LEAD TIME: 4-6 Weeks

Item	Model #
A050	HC-23
B050	M-198
C050	M-298
D050	M-173

PAGE NO.	OPTION DESCRIPTION	QTY	UNIT PRICE	TOTAL PRICE		
					CART TOTAL	
					OPTION TOTAL	
					FREIGHT TOTAL	
					TAX (IF APPLICABLE)	
					GRAND TOTAL	

CUSTOMER ACKNOWLEDGES AND AGREES:

1. All merchandise is shipped **F.O.B. origin of manufacturer**. Freight is provided at Customer's expense and is not included in the stated price. Risk of Loss shall be upon Customer from point of shipment.
2. Payment terms are Net 30 days; applicable to all merchandise. Custom merchandise may require a deposit at the time order is placed with Texchine Inc.
3. All orders for merchandise must be evidenced by written purchase order or by using the order form included in this catalog.
4. In the event of default in payment of the purchase price or any installment thereof, Texchine Inc. may repossess the merchandise and retain as a rental all payments made, and claim deficiency, if any.
5. Lead times published are averages provide by the merchandise manufacturer. Texchine Inc. shall not be responsible for delays or failure in delivery due to circumstances beyond its control such as, but not limited to, acts of God, strikes, floods, factory delays, or acts of public enemies.
6. Unless expressly stated in writing, Texchine Inc. makes no warranties, expressed or implied, on merchandise sold. All merchandise is purchased subject to manufacturer's warranties, which are made part hereof. In no event shall Texchine Inc. be liable for consequential or special damages.
7. Customer releases Texchine Inc. and the manufacturer from any liability damages of any kind which result from the use or misuse of subject merchandise.
8. The terms in this document shall apply to all purchases of merchandise. Any statement to the contrary, notwithstanding.
9. This offer to buy shall remain effective until such time as written notice to cancel the order is received by Texchine Inc. prior to acceptance.
10. Customer acknowledges notification that this purchase order submitted to and accepted by Texchine Inc. may be hypothecated or otherwise pledged to a commercial bank or similar financial institution and Customer consents to the same.
11. All prices are subject to change without prior notice.
12. All sales of merchandise hereunder shall be governed and construed under the laws of the State of South Carolina.
13. All prices do not include sales taxes. Texchine, Inc. collects sales tax in GA, TN, FL, VA, SC, NC, and AL. Customers in other states are responsible to file use taxes as applicable.

Laundry Equipment Parts

Orders can be faxed 24 hours a day (770) 956-1229

All orders are processed within 4 working hours

We track and advise customers on the status of all rush shipments

Customer is advised of any problems so timely decisions can be made

We supply the largest variety of laundry equipment and dry cleaning parts in the United States

We are one of the largest Washex equipment distributors in the United States

We offer UPS and Fedex second and next-day air shipment options for most parts




Texchine Inc. supplies the largest variety of Laundry Equipment and Dry Cleaning parts in the United States.

**Texchine, Inc.
207 Beaufort Street
Chapin, SC 29036**

Manufacturers Parts We Carry

Ajax / American Laundry	Hurst Boiler
American Chiller	IPSO
American Dryer Corp.	Jensen, USA
Central Finishing	Leonard Automatics
Challenge Industries	Maytag
Chicago Dryer	Milnor
Cissell	Realstar
Dexter	Senking
Edro	Speed Queen
Energenics	T.E.A.
Felins	Unimac
Firbimatic	Unipress
Forenta	Uniwash
Fulton Boiler	Wascomat
Hoyt	Washex Machinery
Huebsch	



Parts For All Your Laundry and Dry Cleaning Equipment

Dry Cleaning Machines	Irons
Air Compressors	Presses
Blow Down Tanks	Puff Irons
Boilers	Pumps
Chillers	Return Systems
Conveyors	Shirt Units
Cooling Towers	Spotting Boards
Counters	Steam Tunnels
Dryers	Vacuums
Filters	Washer Extractors



FedEx



For Parts Orders Only:

Fax Orders: (800) 334-5095

Phone Orders: (800) 476-4839



P.O. BOX 188
207 BEAUFORT STREET
CHAPIN, SOUTH CAROLINA 29036
PH. (800) 768-8205 * (803) 345-5171
FAX ORDERS: (803) 345-1409

TEXCHINE, INC.
P.O. Box 188
207 Beaufort Street
Chapin, SC 29036

